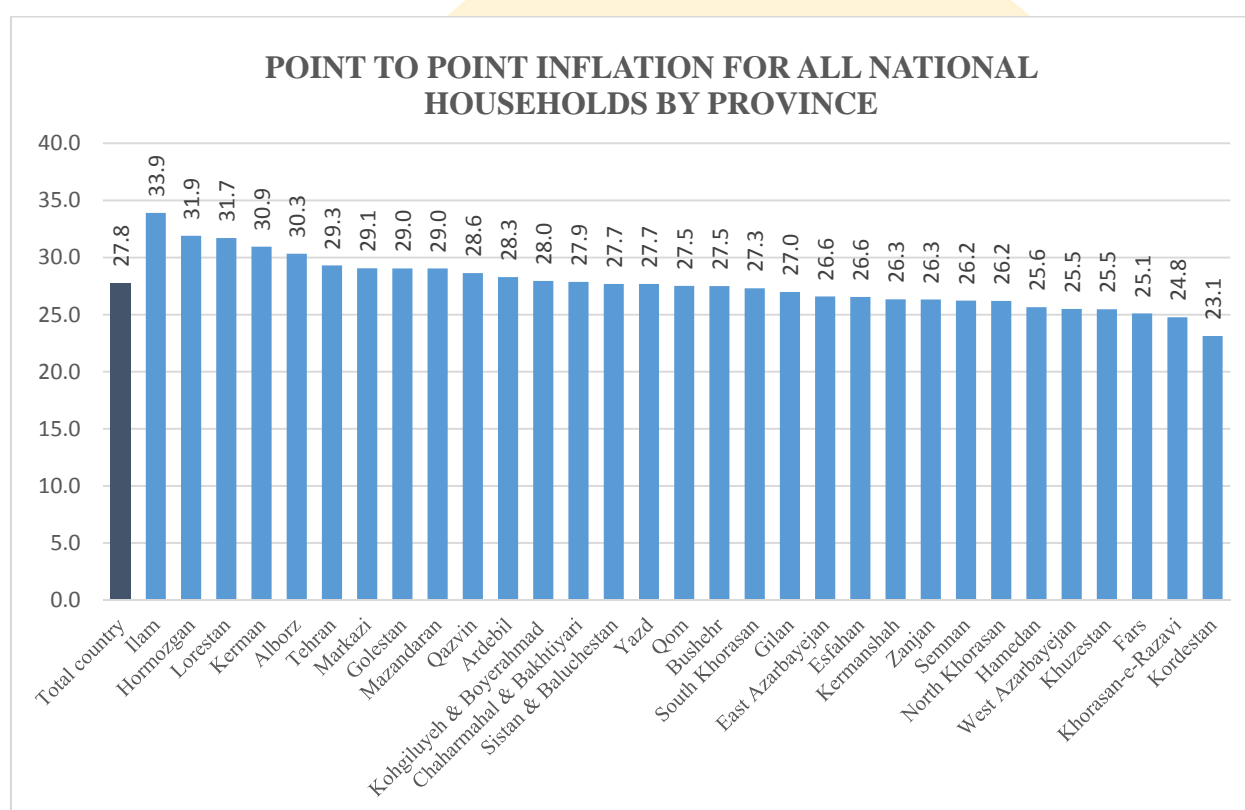


CPI by Provinces in the Month of Azar of the Year 1398¹

All Households

In the month of Azar² of the year 1398, the national households general index (1395=100) reached 193.8 which increased by 3.2 percent compared with the previous month. In this month, the province of West Azarbayejan saw the highest monthly inflation rate of the national households with a 6.3 percent increase and the lowest monthly inflation rate went to Kordestan province with a 1.2 percent rise. Percentage change in general index for the national households was 27.8 percent in contrast to the corresponding month of the previous year (point to point inflation). The highest point to point inflation rate was for Ilam province with 33.9 percent and the lowest one was for Kordestan province with 23.1 percent. The twelve-month inflation rate ending the month of Azar of the year 1398 for the national households stood at 40.0 percent. The highest twelve-month inflation rate went to Ilam province with 48.6 percent and the lowest one was for Qom province with 35.2 percent.



¹- It is the Iranian year which usually begins on the day of 21 March of the Gregorian calendar. To find the corresponding year of the Gregorian calendar, add 621 or 622 (depending on the time of the year) to a [solar Hijri](#) year. For example the corresponding year of the year 1398 in the Gregorian calendar is (21 March 2019-19 March 2020).

²- **Iranian months and their equivalent in Gregorian calendar**

Farvardin (21 March-20 April)

Ordibehesht (21 April-21 May)

Khordad (22 May-21 June)

Tir (22 June-22 July)

Mordad (23 July-22 August)

Shahrivar (23 August-22 September)

Azar (23 September-22 October)

Azar (23 October-21 November)

Azar (22 November-21 December)

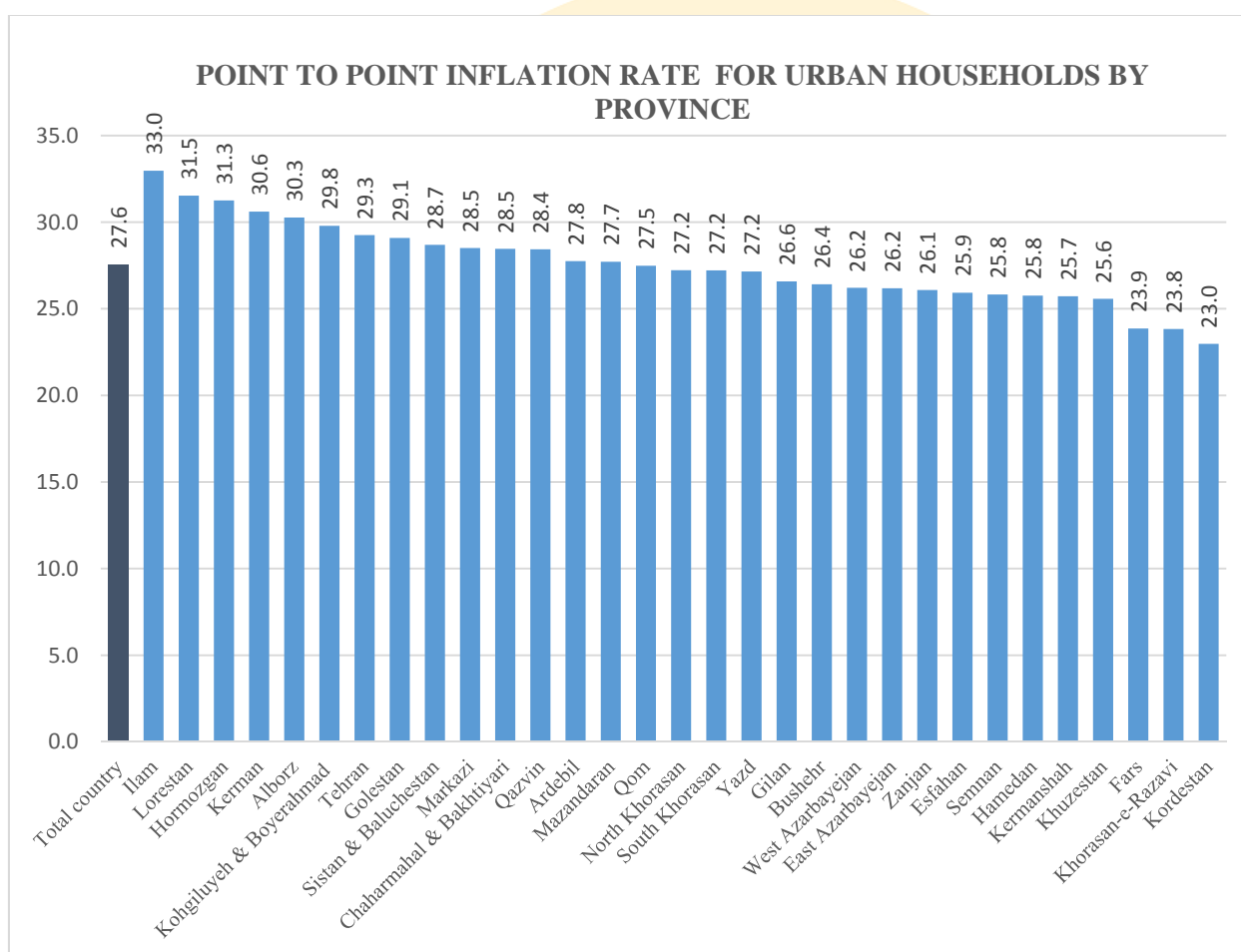
Dey (22 December-20 January)

Bahman (21 January-19 February)

Esfand (20 February-20 March)

Urban Households

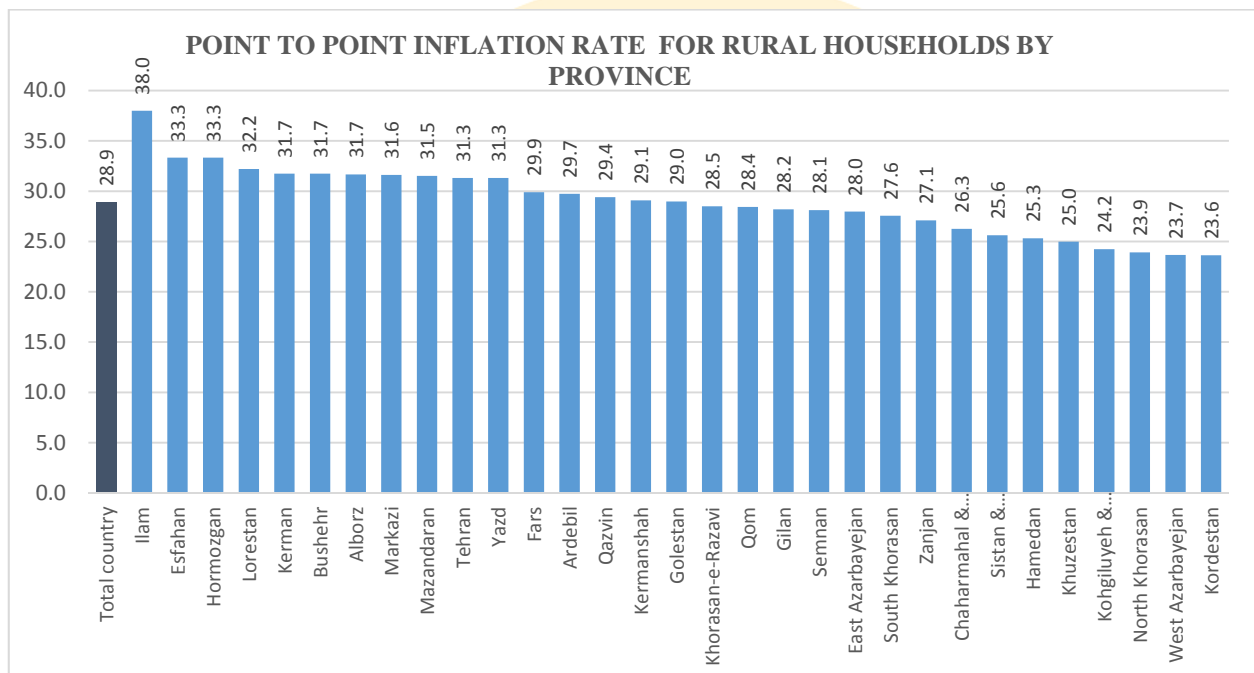
The general index for urban households (1395=100) stood at 192.6 in the month of Azar of the year 1398 indicating a 3.0 percent rise compared with the previous month. In this month, the highest monthly inflation rate of urban households went to West Azarbayejan province with a 6.2 percent increase and the lowest monthly inflation rate was for Kordestan province with a 1.3 percent rise. The percentage change in general index for urban households was 27.6 percent in contrast to the corresponding month of the previous year (point to point inflation). The highest point to point inflation rate was for Ilam province with 33.0 percent and the lowest one went to Kordestan province with 23.0 percent. The twelve-month inflation rate ending the month of Azar of the year 1398 for urban households stood at 39.3 percent. The highest twelve-month inflation rate went to Ilam province with 47.6 percent, and the lowest one was for Fars province with 33.5 percent.



Statistical Centre of Iran

Rural Households

The general index for rural households (1395=100) stood at 200.1 in the month of Azar of the year 1398 indicating a 4.2 percent rise compared with the previous month. In this month, the highest monthly inflation rate of rural households went to Sistan and Baluchestan province with an 8.0 percent increase and the lowest monthly inflation rate was for Kordestan province with a 0.9 percent rise. The percentage change in general index for rural households was 28.9 percent in contrast to the corresponding month of the previous year (point to point inflation). The highest point to point inflation rate of rural households was for Ilam with 38.0 percent and the lowest one went to Kordestan province with 23.6 percent. The twelve-month inflation rate ending the month of Azar of the year 1398 for rural households reached 43.8 percent. The highest twelve-month inflation rate went to Ilam province with 52.9 percent, and the lowest one was for Qom province with 39.1 percent.



Statistical Centre of Iran

General Price Index of Goods and Services for National Households and Percentage Changes in Index by Province, Month: Azar Year: 1398

Base Year: 1395=100

Province	General index				Food, beverages and tobacco				Non-food items and services					
	General index	Monthly inflation	Point to point inflation	Twelve month inflation rate	Weight	Index	Monthly inflation	Point to point inflation	Twelve month inflation rate	Weight	Index	Monthly inflation	Point to point inflation	Twelve-month inflation rate
Total country	193.8	3.2	27.8	40.0	27.24	226.0	4.1	28.0	55.7	72.76	181.7	2.8	27.7	33.4
Markazi	196.0	2.9	29.1	43.1	31.85	229.6	2.8	30.2	58.4	68.15	180.3	3.0	28.4	34.9
Gilan	186.7	3.3	27.0	38.6	25.01	215.9	5.2	24.7	54.9	74.99	177.0	2.5	27.9	32.6
Mazandaran	192.0	3.1	29.0	40.4	29.17	219.2	4.0	28.3	55.1	70.83	180.8	2.7	29.4	33.8
East Azarbayejan	199.7	4.1	26.6	42.7	30.00	225.6	5.2	27.0	54.3	70.00	188.7	3.6	26.4	37.1
West Azarbayejan	192.2	6.3	25.5	37.8	33.06	224.9	8.1	26.5	50.7	66.94	176.1	5.2	24.9	30.5
Kermanshah	196.1	3.2	26.3	38.1	31.62	232.8	4.7	30.5	56.9	68.38	179.1	2.2	24.0	28.6
Khuzestan	192.2	3.4	25.5	41.8	33.32	227.5	4.7	26.0	56.2	66.68	174.5	2.6	25.1	33.5
Fars	181.7	2.7	25.1	35.4	27.45	224.4	4.7	28.1	53.4	72.55	165.6	1.8	23.6	27.5
Kerman	188.1	3.9	30.9	37.7	33.88	221.0	4.2	32.4	53.9	66.12	171.2	3.8	30.0	28.3
Khorasan-e-Razavi	187.7	3.3	24.8	39.1	33.45	227.0	3.7	25.2	55.8	66.55	167.9	3.1	24.5	29.2
Esfahan	185.2	3.3	26.6	36.8	24.18	225.9	3.9	27.1	55.6	75.82	172.3	3.0	26.3	29.8
Sistan & Baluchestan	198.3	5.7	27.7	43.2	43.20	227.0	6.1	28.9	55.6	56.80	176.5	5.3	26.5	32.6
Kordestan	195.2	1.2	23.1	45.2	37.16	219.4	4.5	23.2	54.6	62.84	180.9	-1.0	23.1	39.0
Hamedan	194.3	3.2	25.6	38.2	31.70	214.0	3.5	24.1	51.2	68.30	185.1	3.0	26.5	31.6
Chaharmahal & Bakhtiyari	209.9	3.1	27.9	45.6	37.03	238.9	3.4	25.3	59.1	62.97	192.9	2.8	29.8	36.6
Lorestan	214.5	3.0	31.7	46.6	34.63	231.0	4.5	30.2	57.3	65.37	205.7	2.2	32.6	40.5
Ilam	217.1	3.1	33.9	48.6	35.32	238.1	3.0	33.3	58.6	64.68	205.6	3.1	34.3	42.6
Kohgiluyeh & Boyerahmad	198.0	4.3	28.0	44.2	35.99	218.4	5.4	26.4	54.9	64.01	186.5	3.7	29.0	37.6
Bushehr	194.5	5.6	27.5	44.9	31.53	243.6	6.4	28.8	66.0	68.47	171.8	5.0	26.6	33.3
Zanjan	187.0	3.2	26.3	39.6	32.96	203.0	5.0	23.8	45.4	67.04	179.1	2.2	27.8	36.5
Semnan	186.9	3.5	26.2	38.4	31.81	213.1	3.1	25.4	53.2	68.19	174.6	3.7	26.7	30.7
Yazd	190.9	2.6	27.7	41.6	31.90	226.1	1.4	24.9	58.9	68.10	174.4	3.3	29.4	32.2
Hormozgan	192.1	4.7	31.9	37.3	28.90	244.1	4.7	34.3	57.9	71.10	170.9	4.7	30.6	27.5
Tehran	198.9	2.5	29.3	40.2	19.05	229.4	3.3	30.7	57.2	80.95	191.8	2.3	28.9	35.8
Ardebil	188.9	3.2	28.3	40.2	37.05	216.2	3.4	27.0	54.6	62.95	172.8	3.0	29.2	30.6
Qom	182.5	3.6	27.5	35.2	26.44	223.3	2.9	29.6	53.8	73.56	167.8	3.9	26.5	27.5
Qazvin	191.1	2.4	28.6	41.4	34.27	212.0	3.0	27.2	53.1	65.73	180.2	2.1	29.5	34.7
Golestan	199.7	4.7	29.0	41.1	30.21	238.6	6.0	30.8	58.6	69.79	182.8	4.0	28.1	32.5
North Khorasan	206.5	2.9	26.2	45.0	34.31	223.2	3.5	22.3	54.3	65.69	197.7	2.5	28.6	39.6
South Khorasan	203.3	2.2	27.3	46.2	36.90	218.6	1.0	23.8	55.6	63.10	194.3	2.9	29.8	40.2
Alborz	189.4	3.4	30.3	38.9	23.78	223.9	2.9	28.6	54.6	76.22	178.6	3.5	31.0	33.3

General Price Index of Goods and Services for Urban Households and Percentage Changes in Index by Province, Month: Azar Year: 1398

Base Year:1395=100

Province	General index				Food, beverages and tobacco				Non-food items and services					
	General index	Monthly inflation	Point to point inflation	Twelve month inflation rate	Weight	Index	Monthly inflation	Point to point inflation	Twelve month inflation rate	Weight	Index	Monthly inflation	Point to point inflation	Twelve-month inflation rate
Total country	192.6	3.0	27.6	39.3	25.03	226.6	3.9	27.9	55.9	74.97	181.3	2.6	27.4	33.1
Markazi	193.9	2.8	28.5	42.2	29.68	229.1	3.0	29.8	58.8	70.32	179.1	2.7	27.8	34.3
Gilan	185.8	3.0	26.6	37.6	22.06	218.7	4.7	23.6	55.1	77.94	176.4	2.4	27.6	32.1
Mazandaran	188.4	2.5	27.7	39.1	27.28	214.5	3.0	26.5	54.1	72.72	178.6	2.3	28.3	33.0
East Azarbayejan	197.6	4.3	26.2	41.3	27.20	228.4	5.6	26.8	55.0	72.80	186.1	3.6	25.9	35.6
West Azarbayejan	190.4	6.2	26.2	36.9	29.87	224.0	8.0	28.3	51.1	70.13	176.2	5.3	25.1	30.2
Kermanshah	194.0	3.1	25.7	37.1	29.49	230.6	4.5	29.8	56.7	70.51	178.7	2.4	23.6	28.1
Khuzestan	191.0	3.3	25.6	41.2	31.00	228.8	4.6	26.0	56.4	69.00	174.0	2.6	25.3	33.4
Fars	177.7	2.3	23.9	33.5	24.54	220.5	4.4	26.4	52.0	75.46	163.8	1.4	22.8	26.6
Kerman	187.6	3.0	30.6	36.8	30.59	226.6	3.3	33.9	55.8	69.41	170.4	2.9	28.8	27.2
Khorasan-e-Razavi	183.2	3.2	23.8	37.5	30.86	225.6	3.5	24.3	55.6	69.14	164.4	3.0	23.5	27.9
Esfahan	183.8	3.1	25.9	36.1	23.50	224.9	3.7	26.3	55.3	76.50	171.2	2.9	25.8	29.3
Sistan & Baluchestan	200.0	4.6	28.7	43.7	37.28	239.7	4.8	30.3	58.8	62.72	176.4	4.5	27.4	33.2
Kordestan	193.7	1.3	23.0	43.9	34.99	221.7	4.4	24.4	55.2	65.01	178.6	-0.6	22.1	37.2
Hamedan	194.2	2.9	25.8	36.9	27.99	217.6	3.0	24.1	51.4	72.01	185.0	2.8	26.5	30.8
Chaharmahal & Bakhtiyari	209.1	3.0	28.5	45.5	34.96	236.9	3.3	25.9	59.9	65.04	194.1	2.8	30.2	36.8
Lorestan	214.1	2.8	31.5	45.3	32.32	233.1	4.3	30.1	57.6	67.68	205.0	2.0	32.3	39.0
Ilam	217.2	3.0	33.0	47.6	33.01	239.3	2.9	31.6	57.6	66.99	206.2	3.1	33.7	42.1
Kohgiluyeh & Boyerahmad	199.0	4.6	29.8	43.6	32.46	224.2	5.6	30.0	56.7	67.54	186.9	4.1	29.6	36.6
Bushehr	192.9	5.2	26.4	44.0	29.95	247.5	6.2	28.7	67.3	70.05	169.6	4.6	25.0	32.0
Zanjan	187.3	2.6	26.1	39.8	29.97	205.8	4.6	23.8	46.0	70.03	179.4	1.7	27.2	36.8
Semnan	186.1	3.8	25.8	37.6	30.33	216.5	3.6	25.4	53.9	69.67	172.9	3.9	26.0	29.6
Yazd	189.0	2.5	27.2	40.8	32.04	225.2	1.4	24.3	58.8	67.96	171.9	3.2	29.0	30.8
Hormozgan	188.1	4.2	31.3	36.2	24.30	249.6	4.6	34.1	60.4	75.70	168.4	4.1	29.9	26.9
Tehran	198.8	2.5	29.3	40.2	18.84	229.4	3.3	30.5	57.3	81.16	191.7	2.3	28.9	35.8
Ardebil	186.9	3.1	27.8	38.8	34.35	216.6	3.3	26.0	54.1	65.65	171.4	2.9	28.9	29.7
Qom	182.3	3.5	27.5	35.1	26.11	223.4	2.8	29.4	53.8	73.89	167.8	3.9	26.6	27.5
Qazvin	190.0	2.6	28.4	40.7	31.80	211.9	3.8	26.6	52.4	68.20	179.8	2.0	29.5	34.6
Golestan	198.7	4.5	29.1	40.8	27.05	240.7	5.1	31.2	60.8	72.95	183.2	4.1	28.1	32.3
North Khorasan	204.6	3.2	27.2	44.1	30.53	226.3	4.8	25.4	56.4	69.47	195.1	2.3	28.2	38.3
South Khorasan	202.3	1.9	27.2	46.4	34.71	219.1	1.0	23.5	56.6	65.29	193.4	2.5	29.6	40.5
Alborz	189.2	3.3	30.3	38.8	23.44	223.8	2.8	28.2	54.7	76.56	178.7	3.5	31.1	33.3

Statistical Centre of Iran

General Price Index of Goods and Services for Rural Households and Percentage Changes in Index by Province, Month: Azar, Year: 1398

Base Year:1395=100

Province	General index				Food, beverages and tobacco				Non-food items and services					
	General index	Monthly inflation	Point to point inflation	Twelve month inflation rate	Weight	Index	Monthly inflation	Point to point inflation	Twelve month inflation rate	Weight	Index	Monthly inflation	Point to point inflation	Twelve-month inflation rate
Total country	200.1	4.2	28.9	43.8	39.62	223.8	5.0	28.4	54.6	60.38	184.6	3.6	29.2	35.8
Markazi	206.0	3.3	31.6	47.1	42.30	231.5	2.4	31.8	57.3	57.70	187.3	4.2	31.5	38.4
Gilan	189.6	4.1	28.2	41.6	33.87	210.3	6.1	27.0	54.5	66.13	179.0	3.0	28.9	34.6
Mazandaran	199.0	4.2	31.5	42.8	32.77	226.7	5.6	31.1	56.5	67.23	185.5	3.4	31.8	35.4
East Azarbayejan	207.2	3.7	28.0	47.4	39.80	218.9	4.3	27.5	52.7	60.20	199.5	3.2	28.3	43.5
West Azarbayejan	197.1	6.6	23.7	40.2	41.77	226.7	8.3	23.1	50.0	58.23	175.9	5.0	24.1	31.7
Kermanshah	205.5	3.3	29.1	42.9	41.41	240.0	5.3	32.7	57.4	58.59	181.2	1.6	25.9	31.3
Khuzestan	198.6	3.9	25.0	45.0	45.60	223.0	5.1	26.0	55.7	54.40	178.1	2.7	23.9	34.7
Fars	198.1	4.4	29.9	42.8	39.33	234.6	5.4	32.4	57.0	60.67	174.5	3.6	27.8	32.2
Kerman	189.2	6.2	31.7	40.0	41.71	211.1	5.8	29.8	50.4	58.29	173.5	6.5	33.5	31.6
Khorasan-e-Razavi	206.9	4.0	28.5	45.6	44.72	231.1	4.3	27.7	56.4	55.28	187.3	3.8	29.3	35.7
Esfahan	201.1	4.9	33.3	44.1	31.92	233.7	6.0	34.0	58.2	68.08	185.8	4.2	32.9	36.5
Sistan & Baluchestan	194.8	8.0	25.6	42.2	55.40	209.3	8.3	26.6	50.7	44.60	176.8	7.6	24.1	31.0
Kordestan	200.3	0.9	23.6	49.5	44.55	213.2	4.8	20.2	53.0	55.45	189.9	-2.4	26.9	46.3
Hamedan	194.6	4.0	25.3	41.9	42.56	207.0	4.4	24.0	50.7	57.44	185.4	3.8	26.4	34.9
Chaharmahal & Bakhtiyari	212.4	3.3	26.3	46.0	42.84	243.3	3.8	24.1	57.2	57.16	189.3	2.8	28.4	36.0
Lorestan	215.5	3.9	32.2	50.4	41.26	226.4	5.0	30.6	56.7	58.74	208.0	3.0	33.5	45.5
Ilam	216.9	3.3	38.0	52.9	44.98	234.4	3.5	38.8	61.8	55.02	202.5	3.1	37.3	45.0
Kohgiluyeh & Boyerahmad	195.9	3.7	24.2	45.5	43.38	209.3	5.0	20.7	52.0	56.62	185.6	2.7	27.4	40.1
Bushehr	200.4	6.8	31.7	48.5	37.71	231.3	7.1	29.2	61.5	62.29	181.8	6.5	33.8	39.3
Zanjan	185.9	4.9	27.1	39.2	42.65	196.7	5.9	23.7	44.2	57.35	177.9	4.1	30.0	35.1
Semnan	190.5	2.1	28.1	42.2	38.74	200.7	1.4	25.3	50.4	61.26	184.0	2.6	30.2	36.6
Yazd	204.7	3.1	31.3	47.4	30.92	232.6	1.7	29.8	59.2	69.08	192.2	3.9	32.1	41.4
Hormozgan	201.3	5.7	33.3	39.9	39.64	236.3	4.9	34.5	54.2	60.36	178.3	6.4	32.3	29.3
Tehran	201.8	2.8	31.3	41.7	26.74	227.7	1.8	34.5	56.5	73.26	192.3	3.2	30.0	35.9
Ardebil	194.6	3.5	29.7	44.0	44.68	215.4	3.9	29.3	55.7	55.32	177.8	3.2	30.2	33.5
Qom	188.4	4.9	28.4	39.1	38.45	221.6	6.3	33.0	54.5	61.55	167.6	3.7	24.9	28.4
Qazvin	195.3	1.6	29.4	44.2	44.04	212.3	0.8	29.2	54.8	55.96	181.9	2.4	29.6	35.0
Golestan	201.7	5.2	29.0	41.8	36.83	235.4	7.4	30.2	55.1	63.17	182.0	3.6	28.0	33.0
North Khorasan	210.8	2.3	23.9	46.8	43.15	218.1	1.4	17.2	51.0	56.85	205.2	3.1	29.9	43.3
South Khorasan	205.9	2.7	27.6	45.8	42.47	217.8	1.0	24.3	53.7	57.53	197.1	4.2	30.3	39.5
Alborz	191.5	4.2	31.7	39.6	29.93	225.5	5.0	33.8	52.4	70.07	177.0	3.8	30.5	33.3

General Price Index of Goods and Services for National Households by Province and Main Groups

Month: Azar, Year: 1398

Base Year:1395=100

Province \ Main groups	Foods and beverages	Tobacco	Clothing and footwear	Housing, water, electricity, gas and other fuels	Furnishings, household equipment and routine household maintenance	Health & medical services	Transport	Communication	Recreation and culture	Education	Restaurants and hotels	Miscellaneous goods and services
Total country	224.7	281.9	207.8	164.0	234.5	165.5	218.1	146.1	233.5	171.4	188.9	205.2
Markazi	226.9	313.3	193.6	144.8	244.3	169.5	233.3	138.4	232.4	158.2	207.7	204.1
Gilan	213.3	305.0	194.0	149.4	245.2	163.7	212.0	162.7	208.7	171.7	186.3	205.2
Mazandaran	218.2	268.2	194.1	150.4	232.7	173.6	229.6	150.0	223.3	185.0	194.8	200.5
East Azarbayejan	224.3	262.8	232.5	146.5	273.8	183.4	226.7	133.9	240.8	161.8	190.5	222.1
West Azarbayejan	223.0	281.6	227.9	141.9	245.4	181.6	210.7	144.6	242.8	177.6	179.6	194.0
Kermanshah	231.1	292.8	213.6	157.0	236.6	153.2	200.5	134.6	226.6	158.4	214.7	242.5
Khuzestan	226.1	290.7	196.8	141.8	222.1	166.1	221.4	153.8	208.4	169.8	178.2	200.3
Fars	222.2	340.6	194.8	145.1	218.0	148.7	205.7	155.5	190.3	160.8	181.7	186.2
Kerman	220.1	271.0	184.0	143.3	228.3	183.6	218.2	142.1	208.7	178.7	213.9	198.2
Khorasan-e-Razavi	226.3	287.1	220.1	139.2	240.7	159.4	206.9	144.6	232.3	173.1	196.8	206.1
Esfahan	223.7	318.7	201.6	141.0	243.4	173.0	201.2	147.2	256.7	168.0	213.6	201.9
Sistan & Baluchestan	226.3	266.2	205.6	146.4	196.6	147.7	244.6	142.1	196.9	121.6	180.0	184.0
Kordestan	217.8	265.3	241.4	132.6	254.3	164.1	196.7	148.3	252.5	159.2	194.0	248.6
Hamedan	211.8	269.3	215.6	161.8	248.2	148.3	213.6	165.1	229.2	167.6	230.5	184.0
Chaharmahal&Bakhtiyari	234.0	368.2	198.4	178.1	227.3	163.6	212.4	176.3	213.8	165.6	201.8	215.1
Lorestan	229.9	270.6	223.2	205.0	268.6	162.0	198.1	148.2	226.8	167.9	234.0	197.9
Ilam	237.6	288.1	232.1	169.1	273.3	188.8	221.4	167.4	280.9	169.0	216.6	239.0
Kohgiluyeh &Boyerahmad	218.2	268.7	200.4	158.8	230.8	144.4	200.4	148.7	235.7	161.7	185.5	209.4
Bushehr	243.3	262.3	197.1	141.3	243.3	156.2	219.4	136.5	218.6	160.5	198.7	213.7
Zanjan	201.1	278.1	216.8	148.6	225.2	163.6	211.4	127.9	235.0	170.3	199.0	202.2
Semnan	212.3	320.7	202.4	149.3	240.3	179.4	206.3	145.7	181.4	148.7	195.9	194.9
Yazd	223.8	338.8	213.6	144.0	270.6	163.9	211.4	140.6	261.0	180.4	211.1	206.1
Hormozgan	243.5	297.0	195.9	143.9	229.5	162.1	214.0	141.9	231.5	158.4	178.4	197.9
Tehran	229.1	242.9	204.8	188.0	212.2	164.4	227.6	144.8	243.5	175.9	175.2	205.6
Ardebil	214.4	267.7	183.6	149.3	228.0	158.8	196.1	136.3	213.9	164.4	195.0	198.5
Qom	222.4	273.0	190.8	150.6	209.2	147.1	207.7	151.9	210.4	183.7	180.1	187.3
Qazvin	209.6	296.9	194.8	150.6	256.1	162.4	211.3	139.3	257.5	168.7	201.9	222.3
Golestan	237.7	271.6	216.2	153.5	272.0	152.9	212.0	143.1	272.0	172.9	212.0	220.0
North Khorasan	219.8	340.9	255.8	156.6	277.5	180.2	223.1	146.1	238.5	191.2	199.3	223.8
South Khorasan	218.5	291.9	251.7	145.6	244.1	175.0	213.5	150.7	230.5	160.0	193.1	214.1
Alborz	223.1	263.4	195.4	164.1	223.6	171.0	224.3	126.1	251.1	174.1	182.8	202.2

Statistical Centre of Iran

Point to point inflation rate of Goods and Services for National Households by Province and Main Groups

Month: Azar, Year: 1398

Base Year:1395=100

Province \ Main groups	Foods and beverages	Tobacco	Clothing and footwear	Housing, water, electricity, gas and other fuels	Furnishings, household equipment and routine household maintenance	Health & medical services	Transport	Communication	Recreation and culture	Education	Restaurants and hotels	Miscellaneous goods and services
Total country	28.7	6.0	34.5	22.5	31.3	24.7	50.2	2.8	29.5	21.3	35.3	25.7
Markazi	31.9	1.8	33.6	20.7	32.9	23.2	53.0	0.0	33.2	13.5	41.0	28.3
Gilan	26.1	-2.0	33.3	21.1	34.0	24.7	50.2	4.4	28.0	21.1	39.9	23.1
Mazandaran	29.0	4.0	33.1	22.5	36.4	26.7	53.7	4.1	38.8	20.7	31.7	22.7
East Azarbayejan	28.0	6.8	34.6	13.7	30.6	31.8	50.6	3.0	23.0	16.7	33.0	25.3
West Azarbayejan	27.5	6.0	31.4	18.3	25.6	20.1	51.7	0.7	25.3	23.5	27.7	22.7
Kermanshah	31.3	10.2	33.2	17.6	31.6	18.0	44.7	1.2	34.1	12.9	37.4	26.9
Khuzestan	26.7	4.1	32.0	17.1	26.4	23.7	49.1	1.6	22.6	16.6	28.3	19.1
Fars	28.7	11.3	31.8	16.6	28.4	19.7	47.7	4.8	27.2	19.0	30.6	25.1
Kerman	33.1	6.2	30.2	22.1	30.6	31.0	64.8	1.6	36.7	27.8	46.2	27.8
Khorasan-e-Razavi	25.4	10.2	45.3	12.0	34.9	23.9	54.8	2.9	35.7	23.6	43.7	32.5
Esfahan	27.6	15.5	37.8	17.6	35.0	28.9	46.4	1.5	26.8	16.0	41.5	26.8
Sistan & Baluchestan	29.5	5.1	16.2	26.2	18.6	14.0	55.2	0.5	14.4	3.5	18.4	16.6
Kordestan	23.8	10.7	35.8	9.8	32.6	22.3	40.9	1.7	25.9	17.5	37.2	27.5
Hamedan	25.4	3.4	31.2	23.8	25.5	18.0	48.8	0.2	15.4	17.6	48.4	21.6
Chaharmahal&Bakhtiyari	26.7	6.5	36.2	26.6	34.2	24.2	47.3	4.3	21.8	9.0	40.9	30.2
Lorestan	31.2	7.1	37.9	34.3	34.9	21.4	47.9	1.3	25.9	18.4	42.8	24.5
Ilam	33.7	8.3	44.3	23.6	44.9	28.8	48.5	6.3	50.8	21.7	42.4	34.9
Kohgiluyeh & Boyerahmad	26.5	2.6	32.2	24.5	25.3	11.8	50.3	-0.1	34.8	17.3	37.1	21.1
Bushehr	29.1	12.5	31.1	16.8	34.7	25.7	58.0	1.9	17.7	19.4	34.6	23.9
Zanjan	24.4	8.5	35.8	21.2	29.2	16.8	50.6	1.8	35.8	20.2	39.4	23.5
Semnan	25.7	1.5	31.0	22.5	28.3	25.4	45.2	1.7	18.9	13.1	35.9	24.0
Yazd	25.5	7.7	41.6	21.1	37.5	28.6	55.7	1.7	38.3	29.4	46.1	27.6
Hormozgan	34.7	10.5	41.3	19.9	38.2	32.2	62.9	3.2	40.5	13.2	31.8	27.7
Tehran	31.4	2.4	33.5	26.4	29.2	23.9	50.3	4.4	30.9	25.9	31.6	26.0
Ardebil	28.6	0.3	29.7	23.8	33.8	21.7	52.5	0.1	34.4	22.2	42.6	23.9
Qom	30.2	8.2	28.0	26.4	26.3	21.4	47.2	2.9	20.9	21.8	33.7	21.1
Qazvin	28.4	4.3	37.4	23.1	35.3	26.4	44.4	0.9	37.4	22.2	44.4	27.4
Golestan	31.9	4.8	40.2	18.0	36.2	22.4	46.2	-1.2	45.9	18.6	45.7	27.2
North Khorasan	23.4	1.6	40.9	18.9	35.6	22.8	44.9	0.7	34.2	12.6	39.9	29.0
South Khorasan	23.8	3.6	40.9	19.8	29.8	26.8	47.3	3.6	30.7	21.0	37.7	26.6
Alborz	29.3	5.3	33.6	29.3	29.8	28.7	45.9	1.0	38.4	24.0	29.2	29.2

Statistical Centre of Iran

Annual inflation rate of Goods and Services for National Households by Province and Main Groups

Month: Azar, Year: 1398

Base Year:1395=100

Province Main groups	Foods and beverages	Tobacco	Clothing and footwear	Housing, water, electricity, gas and other fuels	Furnishings, household equipment and routine household maintenance	Health & medical services	Transport	Communication	Recreation and culture	Education	Restaurants and hotels	Miscellaneous goods and services
Total country	55.7	53.4	49.5	24.1	62.3	26.4	45.5	23.8	56.3	22.2	42.7	44.5
Markazi	58.8	52.1	42.5	20.0	65.0	23.4	49.9	19.1	55.7	15.4	51.2	47.4
Gilan	54.9	55.2	47.7	17.4	68.0	24.5	47.7	27.6	48.8	17.2	49.3	44.1
Mazandaran	55.3	44.9	43.3	21.5	63.0	24.7	46.6	25.5	53.9	21.9	40.6	42.2
East Azarbayejan	54.8	43.8	56.3	16.9	74.1	34.3	51.4	17.9	57.9	14.7	45.6	48.8
West Azarbayejan	50.7	51.9	54.4	16.3	62.8	25.6	37.0	20.7	56.2	20.9	37.9	37.5
Kermanshah	56.8	59.6	44.2	16.2	57.7	21.4	36.8	17.1	53.4	19.2	53.1	49.1
Khuzestan	56.1	59.9	46.1	18.5	61.2	25.1	52.4	27.6	48.7	16.3	39.5	48.0
Fars	52.8	75.6	41.6	17.0	55.3	22.8	41.5	29.9	39.6	15.0	41.3	39.6
Kerman	53.9	54.5	35.7	18.4	56.4	31.4	35.5	22.9	43.2	20.6	53.2	38.7
Khorasan-e-Razavi	55.8	57.0	57.2	14.8	65.2	29.0	38.5	18.8	58.4	22.1	50.7	49.7
Esfahan	55.3	65.0	46.5	15.8	64.0	31.0	34.7	24.4	61.5	20.6	50.1	40.5
Sistan & Baluchestan	55.4	63.9	44.6	20.3	45.0	18.6	53.0	23.7	40.5	9.6	31.9	35.4
Kordestan	54.5	57.3	61.2	22.6	70.6	25.0	40.4	20.7	63.5	17.0	45.7	54.9
Hamedan	51.3	48.6	48.9	18.8	64.2	15.7	40.8	21.2	45.8	21.9	61.2	33.7
Chaharmahal&Bakhtiyari	58.7	65.9	44.2	24.5	57.6	26.6	42.5	33.5	50.0	18.4	45.0	48.5
Lorestan	57.4	54.2	59.9	32.1	78.5	23.9	32.9	26.9	54.6	25.6	67.6	46.0
Ilam	58.5	68.7	55.9	22.7	80.5	32.8	47.7	32.0	76.6	17.9	54.1	58.1
Kohgiluyeh & Boyerahmad	54.9	49.2	46.1	20.0	64.5	23.5	38.2	28.3	60.7	21.1	42.2	49.7
Bushehr	66.1	59.0	57.0	18.2	77.6	27.5	45.7	21.4	54.2	16.7	49.8	51.8
Zanjan	45.1	56.9	54.2	26.3	58.8	22.9	42.8	16.3	59.6	17.0	44.7	45.3
Semnan	53.1	58.4	53.0	22.3	63.8	27.2	36.6	17.6	32.9	10.9	39.0	35.5
Yazd	58.9	58.6	60.1	16.5	86.0	27.8	39.5	21.1	66.1	27.4	54.2	42.3
Hormozgan	57.8	67.5	39.8	14.5	58.8	27.5	36.9	22.5	49.7	19.9	37.8	42.9
Tehran	57.6	42.7	50.2	31.8	53.4	26.1	50.6	25.8	60.4	28.7	35.3	44.0
Ardebil	54.9	48.3	37.7	19.2	62.4	23.6	36.1	16.2	49.7	14.8	43.0	42.5
Qom	53.7	56.1	38.9	19.7	47.5	18.7	38.2	24.2	47.8	21.9	38.1	37.2
Qazvin	53.3	46.9	48.0	19.7	69.5	23.5	47.1	17.3	69.7	15.5	53.2	46.3
Golestan	58.9	48.8	51.5	16.2	78.6	20.5	43.1	20.9	70.9	23.0	47.6	53.6
North Khorasan	54.2	56.6	68.8	19.0	77.3	29.2	46.9	23.5	62.5	21.4	53.4	51.2
South Khorasan	55.6	58.2	68.0	17.3	68.2	29.7	36.2	26.1	56.5	19.1	46.6	46.8
Alborz	54.8	45.4	47.7	25.7	56.8	28.8	50.6	16.1	64.3	22.5	37.4	45.8

Statistical Centre of Iran

Contact information:

For more information on national CPI in current month, time series of CPI for national households and time series of national CPI for expenditure deciles, please visit: www.amar.org.ir

Address:

Statistical Centre of Iran

No. 1, corner of Rahee Moayeri St., Dr. Fatemi Ave., Tehran 1414663111, I. R. Iran

Tel: +98 21 88958189

Email: int@sci.org.ir

The release of the report for the Month of Dey, the year 1398: February, 2020



Statistical Centre of Iran